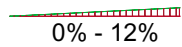
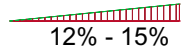


16% MAXIMUM WITHOUT
PRIOR APPROVAL



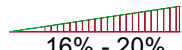
0% - 12%

ALL-WEATHER SURFACE WITH YEAR-ROUND
ACCESS - 95% COMPACTION



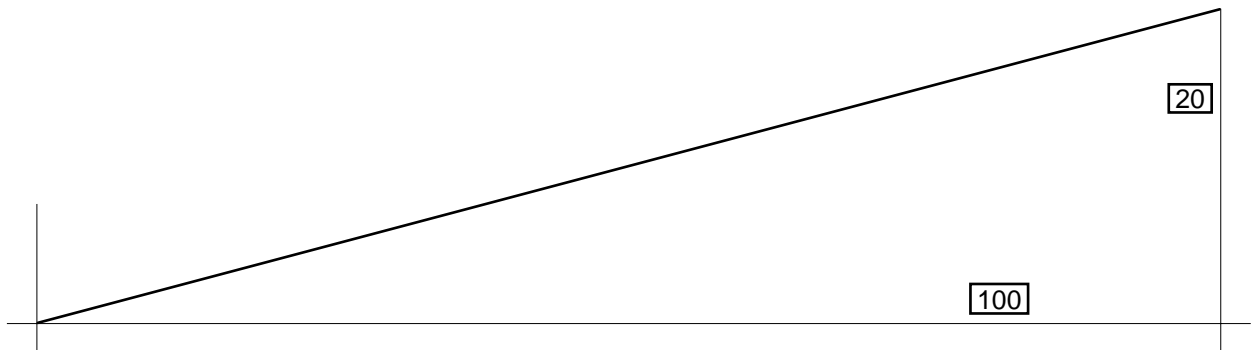
12% - 15%

NON-SKID SURFACE
SURFACE SHALL BE ASPHALT OR CONCRETE



16% - 20%

MUST BE DESIGNED BY A REGISTERED CIVIL ENGINEER. SURFACE SHALL BE
ASPHALT OR CONCRETE. 18% GRADE MAY REQUIRE CONCRETE SURFACE.
NOTE: MAY REQUIRE SPECIAL MITIGATIONS, I.E. SPRINKLER SYSTEM.



GRADES OVER 20% ARE NOT ALLOWED UNDER ANY CIRCUMSTANCES.

GRADES

GRADES
CAL FIRE/SLO COUNTY FIRE DEPARTMENT
PERMIT AND FIRE PREVENTION BUREAU
635 N. Santa Rosa Avenue
San Luis Obispo, California 93405
Telephone (805) 543-4244 Fax (805) 543-4248

FIRE SAFE EXHIBIT

NOT TO SCALE

SCALE

3-3-08

REVISION DATE

13

EXHIBIT NO.